





muftilag-™

ROCKWOOL®

muftilag- this very special and unique product is a first in the industry. **TAP** the leaders in the innovation of acoustic insulation have developed and stabilised rock mineral wool using our new **TAP-zigzag™** quilted design.

muftilag- manufactured using a special ROCKWOOL product which is stitch quilted, preventing delamination and fibre migration and then bonded to a heavy mass layer and finished with aluminium Class O foil facing, available in silver or black.

muftilag- available in various weights from 4.8kg/m² up to 13.6kg/m², so whatever the requirement (high or low frequencies) this special product can suit the desired application.

muftilag- dimensionally stable under varying conditions of temperature and humidity as well as being compatible with all surfaces on which this product is likely to be used, in normal applications. **Guaranteed not to delaminate, or fall apart.**



Variants	*Average Sound Reduction	Weight	Thickness	Sheet size
R31	29dB	4.8kg/m ²	26mm	1200mm x 2mtr
R51	31dB	6.8kg/m ²	27mm	1200mm x 2mtr
R52	35dB	8.4kg/m ²	50mm	1200mm x 2mtr
R101	34dB	11.8kg/m ²	30mm	1200mm x 2mtr
R102	39dB	13.6kg/m ²	52mm	1200mm x 2mtr

*Average sound reduction calculated between 400Hz and 3150Hz.

Applications include: ducting, soil stacks, high pressure pipes, items of plant, engine room installation, compressor and turbine installation, offshore & marine etc.



muftilag-*R*TM

ROCKWOOL[®]

Technical Detail

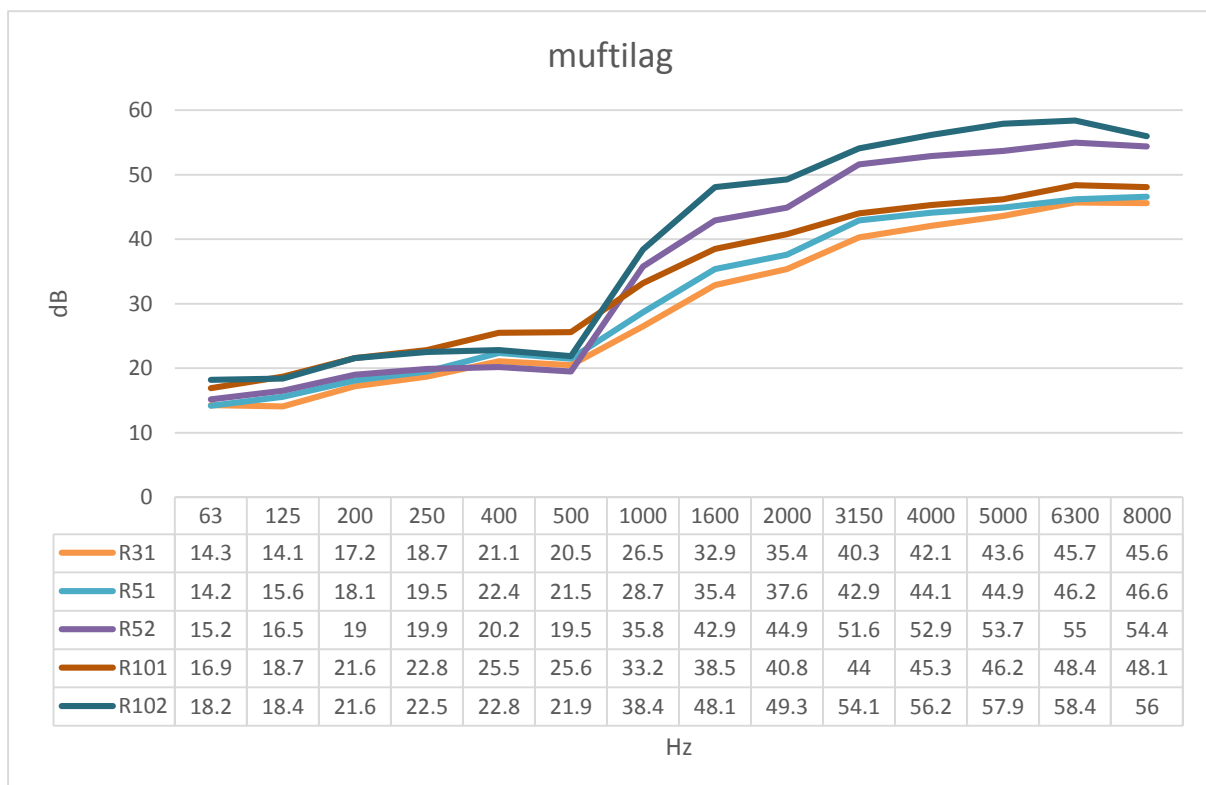
Operating temperatures: 0°C to + 230°C

Outer foil face: Not to exceed 75°C
 Materials used within the manufacture of **muftilag**[®] carry full BREEAM statements as well as being RoHs & REACH compliant. Base material CE marked, LUL compliant, zero GWP & zero ODP.

Fire Certification: Independently tested to BS 476 Part 6 & 7:
R51 & R101 BS 476 Part 6 1989 – Pass
 BS 476 Part 7 1987 – Class 1

Building Regulations: Class O of the UK Building Regulations 2010, approved document B, appendix A.

muftilag[®] is a registered trade mark. Intellectual Property of Thermal Acoustic Products Ltd





DATA SHEET 2018 Part 3/3

muftilag-*R*TM

ROCKWOOL[®]

Installation

The acoustic membrane should be positioned outermost from the sound source and overlapped at all joints.

muftilag-*R* should be cut 25mm oversize and a 25mm strip of Rockwool removed to create an overlap. All cutting operations can be completed using a sharp knife.

75mm wide plain aluminium foil self-adhesive tape should be used to seal all the joints (Idenden type T303, or similar and approved).

Fixings

Welded steel pins should be used to fix **muftilag-*R*** to the duct. However, adhesive applied insulation hangers may be used in place of welded pins, subject to the manufacturers' approval (check with manufacturer regarding self-adhesive pins). Particular attention should be paid to support the **muftilag-*R*** at joint locations and where sagging may occur, e.g. in soffit areas. The number of pins required will depend on the size and orientation of the duct. However, where pins are employed at edges, 4 number are recommended at 1200mm edges and 7 no. at 2000mm edges. Additional lines of pins should be at nominal 300mm spacing. Where a vapour barrier is required, support pins and hangers, which penetrate the foil, should be sealed using aluminium tape.

Soil-Vent and rain water pipes

All joints should be taped with self-adhesive reinforced aluminium foil tape. The product is general secured with aluminium bands at 200mm centres.